

# Procedure for payment through Online Payment Gateway

## FOR OPD PATIENTS:

Step1: Go to RMLH website (rmlh.nic.in). Click on “**Online Payment and Cancellation Procedure**” under services section.

Step2: Select patient type: **OPD**

Step3: Enter your **OPD registration number** printed on the OPD slip as shown below.

Step4: Enter patient’s details E.g.; Name, Age, Gender, Mobile Number etc.

Step5: Select the required investigations/Test as prescribed on the OPD Slip.

Step6: Click on the below proceed button then press OK.

Step7: Select your payment option. After payment, a payment receipt will be generated. Take print out of the payment receipt.

|               |                         |                             |
|---------------|-------------------------|-----------------------------|
| 11/3/2018     | RML ticket Preprinted   | Registered By: Admin RML    |
|               | (DUPLICATE)             | Aadhaar No.:                |
|               |                         | Mobile: *****725            |
|               |                         | Dept Reg No.:20180140005948 |
| 20120123456   | 03-Nov-2018 10:18:45 AM |                             |
| C.T.V.S.      | Room: 38 /Queue: 3      |                             |
| C.T.V.S.-CTVS | MON,THU                 |                             |
| HARWAROOP     | 54 years 7              | Female                      |
|               | months 24               |                             |
|               | days                    |                             |



Dr. Ram Manohar Lohia Hospital and  
Post Graduate Institute of Medical Education and Research  
New Delhi, India, A Central Government Hospital (Formerly Willingdon Hospital)



:: Transaction Acknowledgment ::

**Internship/Training**

**Thank you.**



Your payment has been successfully received with the following details.  
Please quote your transaction reference number for any queries relating to  
this transaction.

|                                    |                          |
|------------------------------------|--------------------------|
| Transaction Status:                | <b>Success</b>           |
| Transaction Reference Number:      | PBP27194255630           |
| Transaction Date and Time:         | 08-02-2019 10:15:34      |
| Post. :                            | Training                 |
| Post Name.:                        | Technician - Cardiology  |
| Full Name.                         | sujit kumar routray      |
| Father/Husband Name.               | Braj kishore routray     |
| Patient Age / Gender:              | 32 / Male                |
| Contact No.                        | 9971758681               |
| Aadhar No.                         | 521478548745             |
| Email ID.                          | sujit8210@gmail.com      |
| College Name.                      | j n college              |
| Enrollment No.                     | 12345                    |
| Department of Internship/Training. | cardiology               |
| Duration :                         | 08-02-2019 To 28-02-2019 |
| Postal Address.                    | delhi                    |
| Transaction Amount                 | 10.00                    |


Your transaction is processed through a secure 128 bit https internet connection based on secure socket layer technology. For security purposes, Your IP address 14.139.249.226 and access time Fri Feb 08 2019 10:14:27 GMT+0530 (India Standard Time) have been logged.

Powered By  
**BillDesk**

← → ↻ 🏠 <https://www.billdesk.com/pgidsk/pgmerc/mlh/RMLHDetails.jsp> 26/2/2019 - 11:20:59

**Dr. Ram Manohar Lohia Hospital and  
Post Graduate Institute of Medical Education and Research**  
New Delhi, India, A Central Government Hospital (Formerly Willingdon Hospital)



Welcome to Dr. Ram Manohar Lohia Hospital - Online Portal.

Star \* marked fields are mandatory.

**● Patient Type**

OPD Patient

**● Doctor Recruitment**

**● Internship/Training**

**● Yellow Fever**

**OPD Patient**

**OPD Registration No. \***  
12124578012

**Patient Full Name. \***  
First Name. e.g Jignesh Middle Name. e.g Ramesh Last Name. e.g Dixit

**Patient Age. \*** 45 **Patient Gender. \***  Male  Female **Patient Mobile No. \*** 865237XXXX

**Email id.** myemailid@hotmail.com **Patient Aadhar No.** 51XX 56XX 35XX

**Investigation and Procedure List.**

|   |   |   |
|---|---|---|
| <input type="checkbox"/> ANTI TPO - ₹.250             | <input type="checkbox"/> BARIUM ENEMA - ₹.150         | <input type="checkbox"/> BARIUM SWALLOW - ₹.150     |
| <input type="checkbox"/> BMFT - ₹.150                 | <input type="checkbox"/> BRONCOSCOPY - ₹.100          | <input type="checkbox"/> C.T. ABDOMEN - ₹.2000      |
| <input type="checkbox"/> C.T. CHEST - ₹.2000          | <input type="checkbox"/> C.T. HEAD - ₹.1000           | <input type="checkbox"/> C.T. HRCT - ₹.1000         |
| <input type="checkbox"/> C.T. NECK - ₹.2000           | <input type="checkbox"/> C.T. PNS - ₹.1000            | <input type="checkbox"/> C.T. WHOLEBODY - ₹.2000    |
| <input type="checkbox"/> COLONOSCOPY - ₹.100          | <input type="checkbox"/> DEXA SCAN FOUR SIDE - ₹.1000 | <input type="checkbox"/> DEXA SCAN ONE SIDE - ₹.400 |
| <input type="checkbox"/> DEXA SCAN THREE SIDE - ₹.800 | <input type="checkbox"/> DEXA SCAN TWO SIDE - ₹.600   | <input type="checkbox"/> DHEAS - ₹.500              |

## FOR ADMITTED PATIENTS:

Step1: Go to RMLH website (rmlh.nic.in). Click on “**Online Payment and Cancellation Procedure**” under services section.

Step2: Select patient type: **ADMITTED PATIENT**

Step3: Enter your **CR number and OPD registration number** printed on the admission slip as shown below.

Step4: Enter patient’s details E.g.; Name, Age, Gender, Mobile Number etc.

Step6: Select Ward and Department of the admitted patient.

Step6: Select the required investigations/Test as per prescription.

Step7: Click on the below proceed button then press OK.

Step8: Select your payment option. After payment, a payment receipt will be generated. Take print out of the payment receipt.

The image shows a patient admission slip with the following details:

- CR number: 201358663 (highlighted in a red box)
- Department: Neuro
- Emergency ECS C-2-F: No
- Dr K.S Anand
- 29/11/2013 03:26:53 PM
- HARWAROOP
- OPD Number: 20120123456 (highlighted in a red box)
- 54 years 7 months 24 days/ Female
- , DELHI, INDIA
- 9535460725

Arrows point from the highlighted CR number to the 'CR number' label and from the highlighted OPD number to the 'OPD Number' label.

## **NURSING HOME ADMITTED PATIENTS**

Step1: Go to RMLH website (rmlh.nic.in). Click on “**Online Payment and Cancellation Procedure**” under services section.

Step2: Select patient type: **NURSING HOME ADMITTED PATIENT**

Step3: Enter your **CR number and OPD registration number** printed on the admission slip as shown below.

Step4: Enter patient’s details E.g.; Name, Age, Gender, Mobile Number etc.

Step6: Select Ward of the admitted patient.

Step6: Select duration of admission.

Step7: Enter Room/Bed charges, Diet Charges, Investigation Fee and Other Fee.

Step8: Click on the below proceed button then press OK.

Step9: Select your payment option. After payment, a payment receipt will be generated. Take print out of the payment receipt.



## DOCTOR RECRUITMENT

Step1: Go to RMLH website (rmlh.nic.in). Click on “**Online Payment and Cancellation Procedure**” under services section.

Step2: Select payment type: **Doctor Recruitment**

Step3: Select Post and Enter Post Name, Department name, Advertisement Number.

Step4: Enter your details E.g.; Name, Age, Gender, Mobile Number etc.

Step6: Enter payable amount.

Step7: Click on the below proceed button then press OK.

Step8: Select your payment option. After payment, a payment receipt will be generated. Take print out of the payment receipt.

## INTERNSHIP/TRAINING

Step1: Go to RMLH website (rmlh.nic.in). Click on “**Online Payment and Cancellation Procedure**” under services section.

Step2: Select payment type: **Internship/Training**

Step3: Select Post and Enter Post Name.

Step4: Enter your details E.g.; Name, Age, Gender, Mobile Number etc.

Step5: Enter college name, Enrolment Number and Department of Internship/Training.

Step6: Select duration of Internship/Training and enter your address.

Step7: Enter payable amount.

Step8: Click on the below proceed button then press OK.

Step8: Select your payment option. After payment, a payment receipt will be generated. Take print out of the payment receipt.



## YELLOW FEVER

Step1: Go to RMLH website (rmlh.nic.in). Click on “**Online Payment and Cancellation Procedure**” under services section.

Step2: Select patient type: **YELLOW FEVER**

Step3: Enter your **Appointment number** printed on the appointment slip (Appointment taken through ORS Portal, Url: **ors.gov.in**) as shown below.

Step4: Enter patient’s details E.g.; Name, Age, Gender, Mobile Number, etc.

Step5: Enter passport number.

Step6: Click on the below proceed button then press OK.

Step7: Select your payment option. After payment, a payment receipt will be generated. Take print out of the payment receipt.

|   |                    |                          |  |  |
|---|--------------------|--------------------------|--|--|
| Done By-Admin RML                           |                    | General ₹ 0.0            |  | <a href="#">Print Appointment Slip</a> |
| Department Name: Yellow Fever /YELLOW FEVER |                    |                          | Appointment Date: 14/11/2018<br>Reporting Time: 9 AM |  |
| Doctor Name                                 | Dr. SMITA ROY      | Appointment Request date | 09/11/2018   |  |
| Name of Patient                             | MR. HARWAROOP      | Appointment No           | 2018110900002  |  |
| Sex   | Female             | Age                      | 54 years 8 months 3 days                             |  |
| Contact Details                             | Mobile: 9560324707 | Request Mode             | counter  |  |

**Remarks:**

Your UHID Is : 20120123456.